

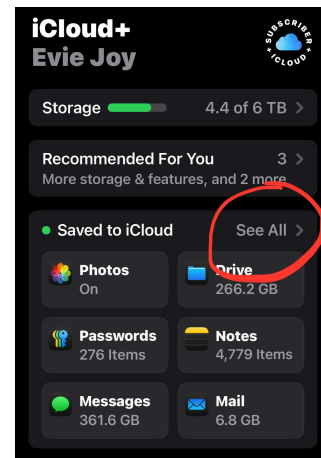
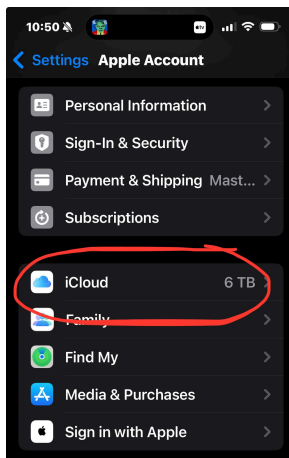
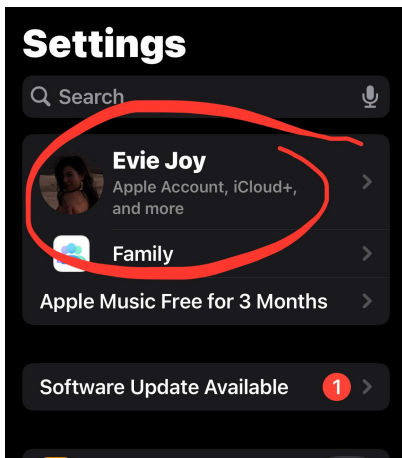
How to Secure your iPhone Before Crossing the Border

Immigration can take your phone at the border (even as a US Citizen) and download data from it or deny you entry based on what they find

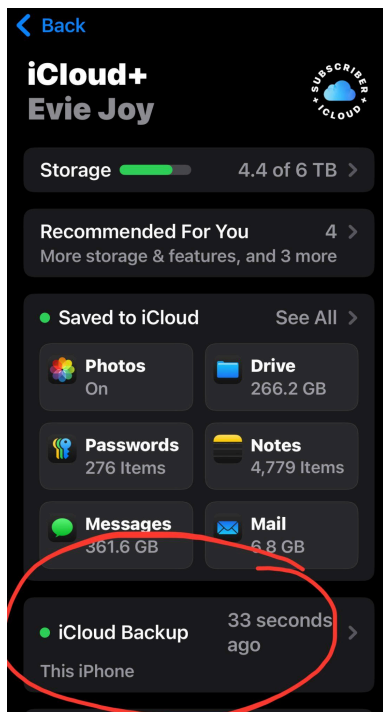
If you need to take your phone with you over the border and you don't want to use a burner - this is what you can do!

First, and this is the most important:

1A - Make sure all your apps are backed up to iCloud (in "Saved to iCloud" under iCloud settings)

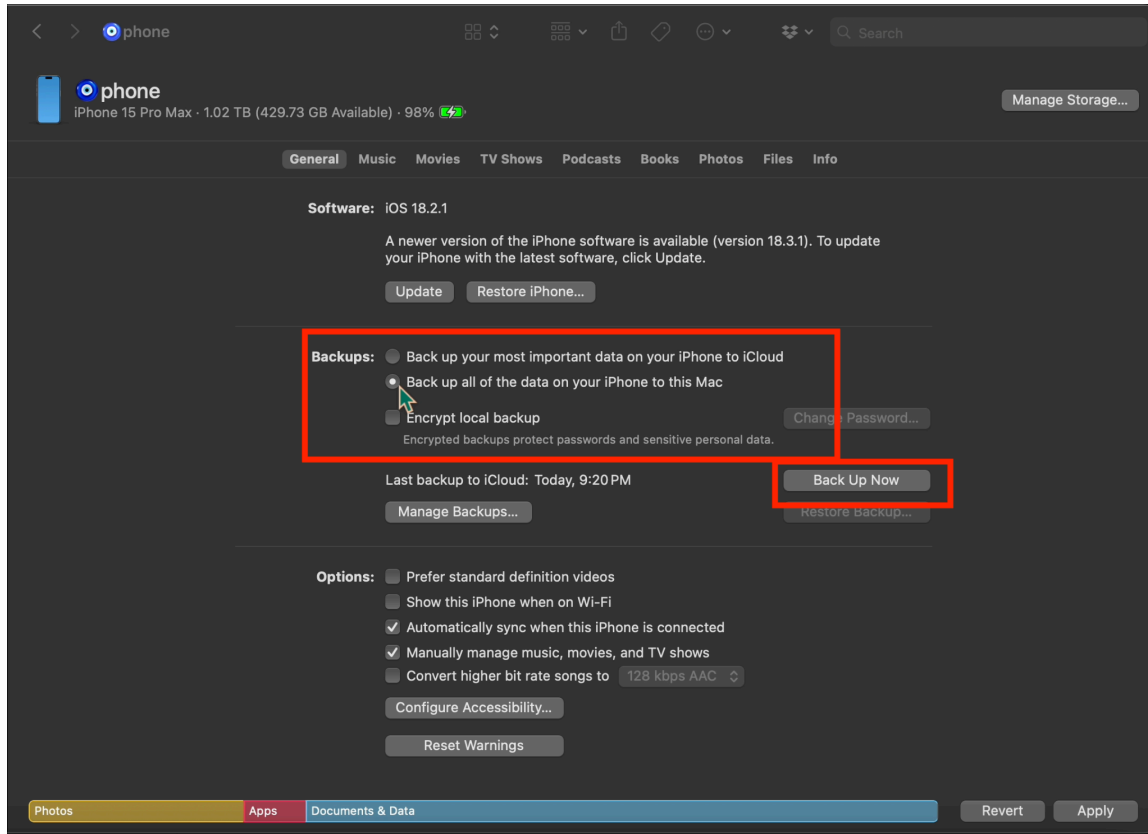


1B - and take a backup of your phone on iCloud



NEXT PAGE

1C - I recommend you also **take a backup on your computer** as well if you have one / have time (just make sure local backup is selected during the computer backup and not iCloud backup when backing up to the computer)



2 - If you don't want to erase your phone, at minimum **I would sign out of iCloud entirely**

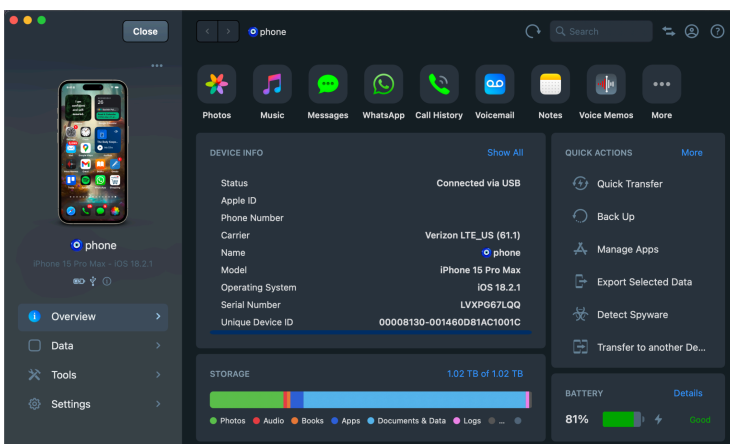
And then

3 - **Sign out of / delete apps that contain sensitive information** (double check your WhatsApp Backup settings that you have a chat backup including videos if that's important to you)

4 - **Delete any remaining sensitive messages, photos, notes** that could be tied to an internet account/email, passwords (check keychain in Settings)

5 - Make sure to **power cycle your phone after** you've done all this

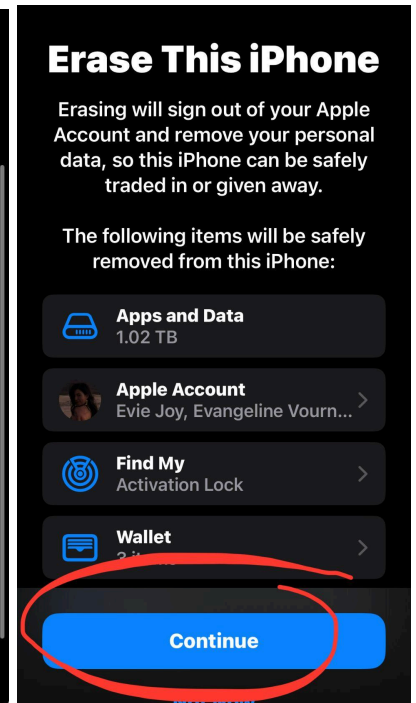
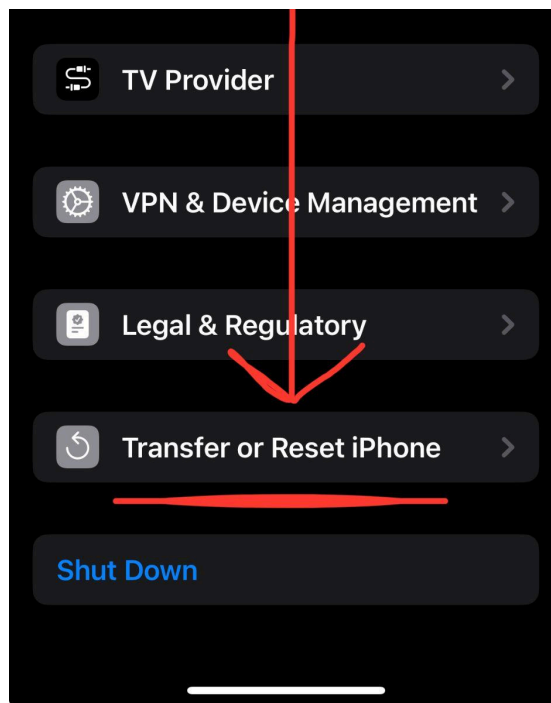
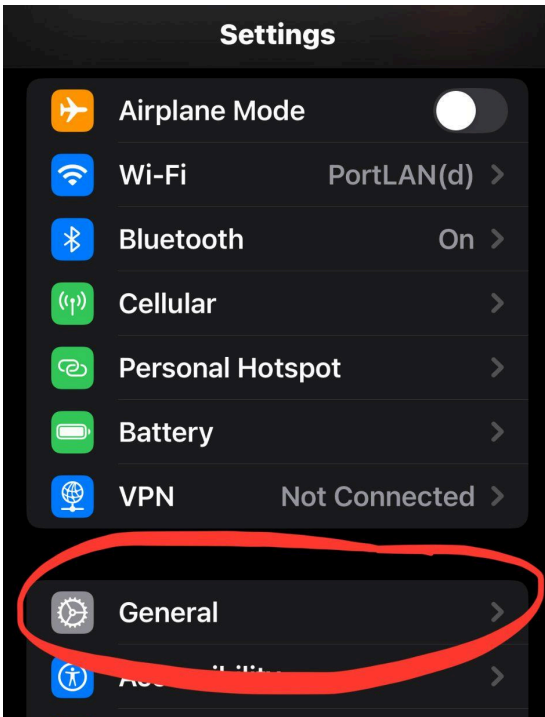
FUN & DELIGHTFUL: You can use an app called **iMazing** to export your messages, photos etc to your device as PDFs - etc



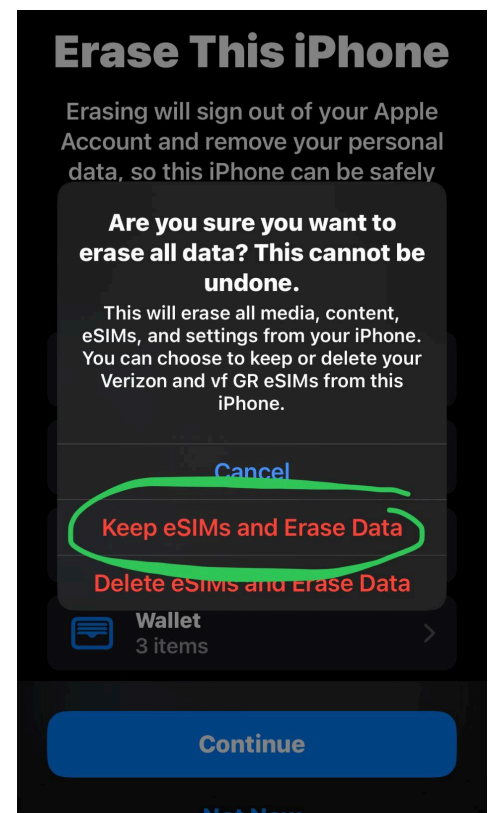
6 - If you want **to be extra secure, you can wipe your whole phone**

6A - The **most secure way to wipe your phone is with a DFU restore**, Google this as there are different processes for different models of phones - You will need a computer for this - and you may want to seek professional help

6B - Or, (instead of a DFU Restore), **a simpler option is to go to Settings, Reset, Erase all Content and Settings**



6C - You will likely want to **Keep your eSim as this is your service**



7 - Other tips that are important in general:

7A - Turn off Face ID

7B - Make sure you have a 6 digit passcode or complex password to open your device

7C - Put 2-factor authentication on all accounts and use an authenticator app (set up with a QR code) - my favorite password vault is 1Password

Note: Get the names of the officers and write down everything that happens and remain calm, but you can hold them up for as long as you wish

^Stay Strong^

11:27



tv

